

# PHYSICS: Global overview

## Overall research performance in the World

within Physics and Astronomy    Year range: 2013 to 2017    Data source: Scopus, up to 14 Sep 2018

Scholarly Output 

1,613,146 ▲

Authors

2,061,260 ▲

Field-Weighted Citation Impact 

1.02

Citation Count 

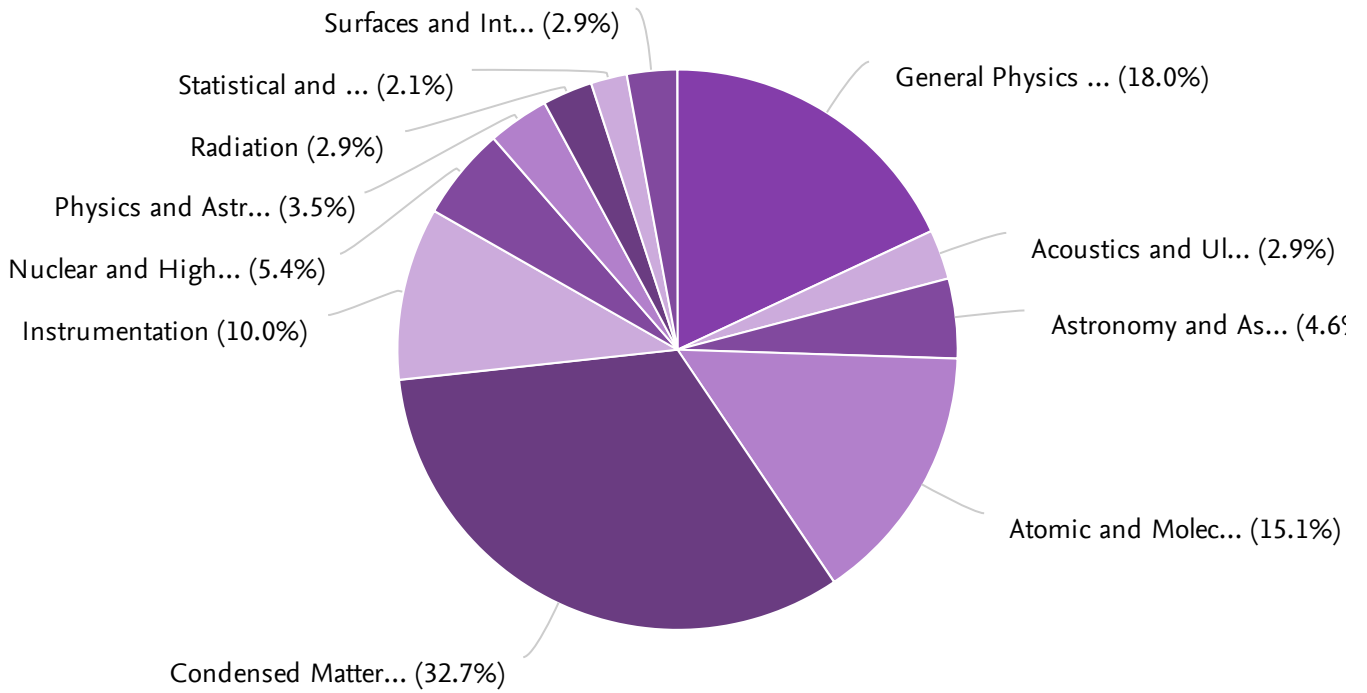
10,366,040

Citations per Publication 

6.4






# Publications by Subject Area in the World

within Physics and Astronomy Year range: 2013 to 2017 Data source: Scopus, up to 14 Sep 2018



# Research Topics in the World

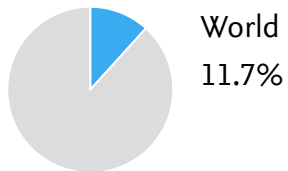
within Physics and Astronomy    Year range: 2013 to 2017    Data source: Scopus, up to 14 Sep 2018

Topic	World		
	Scholarly Output	Field-Weighted Citation Impact	Prominence percentile
Solar cells; Heterojunctions; organic photovoltaics ... T.0	6,730	2.18	99.993 
Molybdenum compounds; Monolayers; dichalcogenides TMDs ... T.63	5,874	3.55	99.999 
Electrolytic capacitors; Capacitance; asymmetric supercapacitors ... T.6	5,282	3.03	99.992 
Ligands; Metals; building units ... T.7	3,905	1.44	99.926 
Switching; Data storage equipment; conductive filament ... T.26	3,646	1.58	99.907 

## Outputs in Top Citation Percentiles summary in the World

within Physics and Astronomy  
Year range: 2013 to 2017  
Data source: Scopus, up to 14 Sep 2018

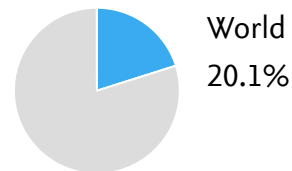
Publications in top 10% most cited worldwide



## Publications in Top Journal Percentiles summary in the World

within Physics and Astronomy  
Year range: 2013 to 2017  
Data source: Scopus, up to 14 Sep 2018

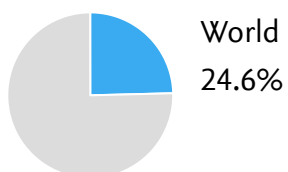
Publications in Top Journal Percentiles by  
CiteScore Percentile



## International Collaboration summary in the World

within Physics and Astronomy  
Year range: 2013 to 2017  
Data source: Scopus, up to 14 Sep 2018

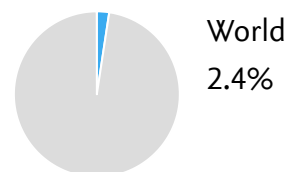
Publications co-authored with institutions in  
other countries



## Academic-Corporate Collaboration summary in the World

within Physics and Astronomy  
Year range: 2013 to 2017  
Data source: Scopus, up to 14 Sep 2018

Publications with both academic and corporate  
affiliations



## Countries

within Physics and Astronomy    Year range: 2013 to 2017    Data source: Scopus, up to 14 Sep 2018

Name	Publications	Authors	Field-Weighted Citation Impact
1. China	379,688	547,055	0.88
2. United States	312,524	312,318	1.52
3. Germany	139,397	118,922	1.47
4. Japan	114,371	126,559	1.11
5. Russian Federation	102,267	82,415	0.83
6. United Kingdom	97,798	75,740	1.57
7. France	96,885	82,934	1.34
8. India	89,946	90,635	0.95
9. Italy	72,924	56,962	1.49
10. South Korea	61,639	69,873	1.12
11. Spain	51,512	40,546	1.50
12. Canada	45,164	37,107	1.49
13. Poland	37,294	25,532	1.23
14. Australia	35,281	25,384	1.60
15. Switzerland	33,646	28,108	1.93
16. Brazil	33,084	41,163	1.08
17. Iran	32,050	31,130	1.20
18. Taiwan	30,565	39,212	1.13

## Countries

Name	Publications	Authors	Field-Weighted Citation Impact
19. Netherlands	28,190	21,741	1.84
20. Sweden	22,879	15,386	1.56
21. Turkey	21,116	19,858	1.13
22. Belgium	19,813	13,691	1.67
23. Ukraine	18,560	15,999	0.77
24. Malaysia	18,186	20,752	1.01
25. Czech Republic	17,792	12,266	1.25
26. Mexico	16,177	17,332	0.99
27. Austria	15,542	10,906	1.61
28. Israel	14,208	9,736	1.53
29. Singapore	13,578	11,938	1.73
30. Portugal	13,356	13,021	1.52
31. Denmark	13,019	8,516	1.95
32. Saudi Arabia	12,968	6,829	1.57
33. Finland	12,450	8,374	1.62
34. Romania	11,636	12,447	1.16
35. Greece	10,183	7,360	1.45
36. Egypt	9,997	7,804	1.11
37. Chile	9,703	4,835	1.54
38. Hong Kong	9,698	7,187	1.75

## Countries

Name	Publications	Authors	Field-Weighted Citation Impact
39. South Africa	9,461	5,664	1.56
40. Pakistan	8,833	7,684	1.54
41. Indonesia	8,146	13,219	1.06
42. Hungary	8,044	5,148	1.77
43. Argentina	7,593	6,553	1.15
44. Norway	7,421	5,535	1.69
45. Ireland	6,894	4,681	1.91
46. Thailand	6,534	7,855	1.07
47. Algeria	5,775	7,135	0.71
48. Slovakia	5,644	4,044	1.25
49. Colombia	4,994	3,971	1.50
50. Serbia	4,857	4,198	1.46
51. Bulgaria	4,419	2,810	1.37
52. Slovenia	4,281	2,641	1.72
53. Belarus	4,235	2,716	1.34
54. Tunisia	4,213	4,317	0.82
55. New Zealand	4,194	2,833	1.73
56. Croatia	3,456	2,322	1.68
57. Morocco	3,229	3,255	1.29
58. Viet Nam	3,140	3,541	1.12

## Countries

Name	Publications	Authors	Field-Weighted Citation Impact
59. Lithuania	3,096	2,429	1.33
60. Armenia	3,026	1,196	1.87
61. Bangladesh	2,306	3,167	0.93
62. Kazakhstan	2,273	2,405	0.77
63. United Arab Emirates	2,092	1,690	1.18
64. Estonia	2,054	1,239	1.99
65. Iraq	2,039	1,848	0.85
66. Georgia	1,829	871	2.51
67. Qatar	1,704	696	1.89
68. Latvia	1,470	1,230	0.96
69. Azerbaijan	1,443	951	1.64
70. Cyprus	1,387	691	2.25
71. Nigeria	1,268	1,433	0.91
72. Jordan	1,036	950	0.68
73. Lebanon	940	897	1.11
74. Cuba	861	828	1.06
75. Venezuela	844	980	0.69
76. Iceland	834	462	1.78
77. Luxembourg	810	594	1.66
78. Uzbekistan	786	741	0.54



## Countries

Name	Publications	Authors	Field-Weighted Citation Impact
79. Philippines	770	1,008	0.95
80. Ecuador	707	665	1.70
81. Moldova	673	423	0.83
82. Sri Lanka	616	364	2.04
83. Peru	613	585	1.83
84. Oman	609	410	1.05
85. Kuwait	518	364	0.91
86. Cameroon	508	556	0.64
87. Uruguay	488	368	0.98
88. Palestine	484	314	1.09
89. Macao	483	381	1.33
90. Puerto Rico	480	548	1.47
91. Macedonia	344	323	0.94
92. Bosnia and Herzegovina	266	263	1.43
93. Costa Rica	255	301	1.07
94. Ethiopia	254	257	0.69
95. Syrian Arab Republic	253	227	0.61
96. Malta	243	180	1.41
97. Yemen	241	141	0.87
98. Sudan	226	198	0.74

## Countries

Name	Publications	Authors	Field-Weighted Citation Impact
99. Bahrain	220	54	0.99
100. Nepal	187	197	0.99
101. Mongolia	184	171	1.09
102. Senegal	174	171	0.59
103. Kenya	171	264	0.95
104. Libyan Arab Jamahiriya	171	194	0.74
105. Ghana	158	236	0.95
106. Benin	136	95	1.03
107. Brunei Darussalam	131	131	1.22
108. Montenegro	130	102	0.98
109. Tajikistan	123	93	0.45
110. Liechtenstein	108	68	1.17
111. Botswana	98	109	1.05
112. Tanzania	97	84	1.31
113. Namibia	91	35	1.96
114. Kyrgyzstan	85	70	0.88
115. Albania	84	112	0.36
116. Trinidad and Tobago	65	54	0.55
117. Burkina Faso	55	67	1.00
118. Bolivia	54	82	1.11

## Countries

Name	Publications	Authors	Field-Weighted Citation Impact
119. North Korea	53	30	2.66
120. Mauritius	53	58	1.18
121. Panama	50	65	1.15
122. Uganda	47	71	0.62
123. Jamaica	46	51	1.00
124. Monaco	44	51	11.24
125. Congo	40	46	1.46
126. Barbados	38	18	1.30
127. Côte d'Ivoire	36	67	0.58
128. Madagascar	36	33	1.26
129. Paraguay	35	39	2.29
130. Myanmar	32	36	0.53
131. Zimbabwe	31	28	0.96
132. Swaziland	26	34	0.79
133. Fiji	25	35	1.86
134. Rwanda	25	26	0.58
135. Gabon	23	28	0.66
136. Togo	23	22	0.75
137. Niger	22	12	0.53
138. Zambia	22	32	0.33

## Countries

Name	Publications	Authors	Field-Weighted Citation Impact
139. El Salvador	21	38	0.84
140. Mozambique	19	16	0.31
141. New Caledonia	19	22	1.49
142. Cambodia	18	22	0.84
143. Guadeloupe	18	23	0.42
144. Turkmenistan	18	7	1.46
145. Guatemala	15	21	0.93
146. Malawi	15	13	0.72
147. Burundi	13	5	1.05
148. Dominican Republic	12	8	0.17
149. Lesotho	12	21	0.20
150. Papua New Guinea	12	13	1.14
151. French Polynesia	11	11	2.02
152. Bhutan	10	8	0.68
153. Virgin Islands (British)	10	5	0.88
154. Timor-Leste	10	5	0.74
155. San Marino	10	4	0.99
156. Angola	9	7	0.67
157. Bahamas	9	10	0.70
158. Greenland	9	12	1.80

## Countries

Name	Publications	Authors	Field-Weighted Citation Impact
159. Faroe Islands	8	6	1.81
160. Grenada	8	9	0.66
161. Laos	8	13	0.51
162. Mali	7	10	1.57
163. Suriname	7	18	1.87
164. Chad	6	10	0.06
165. Guinea	6	9	0.38
166. Mauritania	6	2	0.28
167. United States Minor Outlying Islands	6	6	1.20
168. Reunion	6	10	1.48
169. Central African Republic	5	7	0.22
170. Gambia	5	7	2.60
171. Nicaragua	5	5	0.15
172. Sierra Leone	5	16	1.72
173. Bermuda	4	7	0.18
174. Cape Verde	4	8	1.31
175. Saint Kitts and Nevis	4	1	0.99
176. Antarctica	3	3	0.64
177. Democratic Republic Congo	3	5	0.80
178. Djibouti	3	5	0.17

## Countries

Name	Publications	Authors	Field-Weighted Citation Impact
179. Guam	3	2	2.22
180. Liberia	3	3	1.11
181. Netherlands Antilles	3	7	0.24
182. Somalia	3	8	1.71
183. Cayman Islands	2	2	0.00
184. Comoros	2	3	0.58
185. Eritrea	2	2	0.82
186. French Guiana	2	2	0.69
187. Guyana	2	2	3.38
188. Vatican City State	2	2	1.27
189. Honduras	2	4	1.68
190. Maldives	2	2	0.49
191. Saint Helena	2	7	0.38
192. Seychelles	2	2	0.55
193. Samoa	2	3	3.13
194. American Samoa	1	3	0.00
195. Andorra	1	1	0.00
196. Antigua and Barbuda	1	1	0.59
197. Belize	1	2	0.00
198. Cook Islands	1	1	1.81

## Countries

Name	Publications	Authors	Field-Weighted Citation Impact
199. Dominica	1	1	1.80
200. South Georgia and the South Sandwich Islands	1	1	1.41
201. Kiribati	1	3	0.65
202. Haïti	1	3	0.00
203. Montserrat	1	1	0.28
204. Aruba	1	2	0.50
205. Northern Mariana Islands	1	1	0.66
206. Palau	1	1	0.00
207. Svalbard and Jan Mayen	1	2	4.28